

Mini Oil-Filled Radiator Heater

700w



- 7 Heating elements
- ON/OFF switch
- Adjustable thermostat
- Power 1000 w-220 v-240
50/60Hz



Elpine B20 3BT



**PRODUCT USE, CARE AND SERVICE
WARRANTY INSTRUCTIONS**

READ AND SAVE THESE INSTRUCTIONS


**DO NOT TURN RADIATORS UPSIDE-DOWN DURING
OPERATION**

INTRODUCTION


Appliance description



Radiator supports



Front support



Rear support

Instructions for use

Before use

Please read these instructions carefully. They will give you important advice for the use, security and maintenance of the appliance. Keep the instructions carefully and, should the situation arise, pass them on to further users.

The appliance must only be used for the intended purpose according to these instructions.

This appliance is not meant for commercial use.

Observe the notes on safety regulations.

Dispose the packaging properly.

Description

1. Handle
2. Variable thermostat (stepless)
3. 7 elements
4. Switch with light
5. Rear support
6. Front support

Technical data

Voltage: 230Volt




Output: 7FIN(600watt)

Before using for the first time

Check when you are unpacking the appliance that it is not damaged in any way.

Operation

1. Position the appliance in a safe place, freestanding (with at least 90cm clearance).
2. Make sure that the variable thermostat (picture 2) is in the "OFF" position.
3. Plug in the appliance (AC with voltage of 230 Volt only.)
4. Turn on the appliance when the thermostat regulator (picture 4) is turned clockwise.



Usage

The thermostat automatically regulates the required room temperature.

Slowly turn the thermostat(2) in a clockwise direction until a click is heard and the on-/off switch goes red. The click shows the current room temperature.

(Suitable for rooms up to 6-8m²)

To increase the temperature, turn the variable thermostat(2) to the right. To reduce the temperature, turn the variable thermostat (2) to the left. The appliance will turn itself on and off automatically to regulate the room temperature.



This radiator is oil-filled and therefore takes a long time to cool down.

Only move the appliance using the handle. Never touch the element(3). Danger of burning!

Never leave anything on top of the heater. Fire Hazard!

This appliance is not intended for use by persons with reduced physical, sensory to mental capabilities, or lack of experience and knowledge, unless they have been given supervision or instruction concerning use of the appliance by a person responsible for their safety.

Children should be supervised to ensure that they do not play with the appliance.

Cleaning and care

Always remove the plug and make sure that the appliance has fully cooled down before cleaning or dusting.

Only a damp cloth should be used to clean the appliance, after which it should be dried. Do not use scorers, scouring agents or solvents. Protect from dust or dirt if stored for long periods.

Disposal



Make worn out appliances unusable. Pull out the mains plug and sever the cord. Electric appliances are to be returned to a shop of sale or handed over to an official dump.

Safety regulations

- Plug the appliance only in an outlet as mentioned on the rating plate.
- Do not cover up the cable or run it under the carpet. Make sure that the cable is out of the way and not likely to trip anyone up.
- Do not connect the unit to a self-starting plug(e.g. time switch or thermostat).If the heating element switches on automatically and is covered by a cloth or if it is not placed at an adequate distance from other objects,danger of overheating and fire may arise!
- The appliance should not be positioned directly next to or under a plug socket.
- Warning! The appliance remains hot even when it has been switched off! Allow to cool completely before packing away.
- Close supervision is necessary when the appliance is used near children. Keep children away from packing material,e.g.,plastic bags.
- Not for use in bathroom or exposed to humid conditions.
- Regularly check if the main cable is defective. In this case the appliance must not be put into operation(immediately pull the plug).Send it to the manufacturer for repair.

- The appliance must not be operated(disconnect the mains plug immediately)when
- The appliance,casing or cable is damaged.
- The appliance shows visible signs of damage.
- Before cleaning or moving the appliance from place to place.

After use

- Never pull the plug out of the socket with wet hands.
- Never carry nor pull the appliance by the flex.
- Don't pull the flex over sharp edges. Don't wedge it.
- Do not bend the flex nor wind it around the appliance.
- The installation of a faulty current protective device with a rated breaking current offers you additional safety by ensuring that 30mA will not be exceeded in the house installation. Let your installation electrician advise you. Danger also exists with appliance which have been switched off,this is why,after use,the plug should be removed for the mains.
- Never put the appliance on hot surfaces nor near open flames. Lay the cord so that it does not touch hot or sharp-edged objects. Do not use the appliance while standing on a humid floor or when your hands or the appliance are wet.
- Do not leave the appliance unattended while it is connected to the power source.
- The appliance is hot after the appliance has been switched off. Let it stay for a short time,before remove.
- Do not use the appliance in the open air.

- Use this appliance only for its intended use as described in this manual.
- Only trained personnel should repair electrical appliances. Unskilled repairs can cause considerable danger to the user.
- This appliance is filled with a precisely calibrated amount of specialist oil. The oil container should only be opened by qualified personnel. There is a severe risk of danger if the oil container is opened by anyone other than qualified personnel.
- No warranty for any possible damage can be accepted if the appliance is used for improper purpose, wrongly operate for unprofessionally repaired, in such case, any warrant claim is void.

31052c
Elpine
A NAME YOU CAN TRUST!

Mini 600w Oil-Filled Radiator Heater

