

# INSTRUCTION MANUAL

**elpine**<sup>®</sup>  
A NAME YOU CAN TRUST!

# ELECTRIC CLOTHES AIRER



**71048c**  
**7m 8 Rails Electric  
Clothes Airer Rack**

- Open size: L94 x W50 x H74cm
- Material: Aluminium tube 16mm, 8 rails for warmer
- 210-230v / 50Hz / 120w, BS plug
- Surface temperature 50-55 degree
- Stable, robust laundry Airer - Easy to stowaway
- Ideal for drying sheets, curtains, tablecloths



**71049c**  
**15m 18 Rails Electric  
Clothes Airer Rack**

- Open size: L146 x W55 x H74cm
- Material: Aluminium tube 16mm, 18 rails for warmer
- 220-240v / 50Hz / 230w, BS plug
- Surface temperature 50-55 degree
- Stable, robust laundry Airer with foldable rack, open length 146cm
- Easy to stowaway, takes minimum space while assembled
- Ideal for drying sheets, curtains, tablecloths



**RoHS** ✓ **CE**

**LVD tested**



**EMF tested**

Actual product may differ from the picture.

Elpine B20 3BT UK

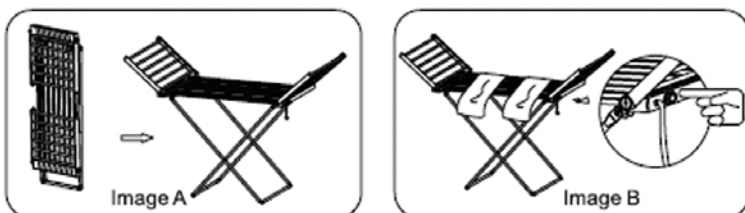
**USER INSTRUCTIONS** Read all the instruction carefully before you use the appliance and keep it for future use.

## **GENERAL SAFETY INSTRUCTIONS**

01. Please read these instructions carefully before using your appliance for the first time, and keep these instructions for future use.
02. Before using the appliance, always check that your mains supply corresponds with the voltage marked on this appliance.
03. Do not use if you have any signs of damage to the cord or plug, or following any malfunction. Any service or repair must be carried out by a fully qualified electrician.
04. To avoid electrical shocks and damage to the appliance keep away from water, do not immerse cord or appliance in water or other liquids.
05. Never leave the appliance unattended, especially if there are children in the house.
06. Do not allow cable to hang down where it may cause a danger to persons, or near any hot surfaces.
07. Unplug the appliance when not using it.
08. Use of any non-recommended accessories may cause damage to the appliance or personal injury.
09. For indoor use only, Not for outdoor use.
10. Place on a level flat surface, do not place on, or near any heat sources such as ovens, gas fires etc.
11. This appliance is not intended for use by persons (including children) with reduced psychological sensory or mental capabilities, or lack of experience or knowledge, unless they have been given supervision or instruction concerning the use of the appliance by a person responsible for their safety.
12. This appliance is not a toy, keep away from children.
13. When removing the plug from the socket, remove by holding the plug not the cord.
14. Suitable for domestic use only.
15. This appliance should only be used for hanging clothes/laundry washed in a washing machine.

## **USER INSTRUCTIONS**

Open the clothes Aired in a spacious area, where it will be possible to fully open the wings. Always ensure the appliance is stable before use.



Plug into an electrical outlet/socket.

Turn it on, the light will illuminate.

After a short time the Aired will reach the suitable temperature and therefore ready for use.

Always switch off after use, and remove the plug from the socket.

## **CLEANING AND MAINTENANCE**


The drying must be unplugged and cold before cleaning.

To remove dust, wipe with a soft cloth.

Do not use abrasives or detergent

## **WARNINGS:**

1. This appliance is not intended for prolonged operation.
2. This appliance is not intended for use by persons (including children) with reduced physical, sensory or mental capabilities, or lack of experience and knowledge, unless they have been given supervision or instruction concerning use of the appliance by a person responsible for their safety. Children should be supervised to ensure that they do not play with the appliance.
3. The appliance should be repaired by electrically qualified professionals.
4. Switch off the appliance and disconnect from supply before changing accessories or approaching parts that move in use.



## **CORRECT DISPOSAL OF THIS PRODUCT**

This marking indicates that this product should not be disposed with other household wastes throughout the EU. To prevent possible harm to the environment or human health from uncontrolled waste disposal, recycle it responsibly to promote the sustainable reuse of material resources. To return your used device, please use the return and collection systems or contact the retailer where the product was purchased. They can take this product for environmental safe recycling.



## UK PLUG REWIRING

Your appliance operates on 220-240V-50Hz AC Mains and comes fitted with a 3-pin BSI Approved plug, so that it is ready for use by simply plugging into AC Mains. Should you need to change or refit a plug, proceed as follows:

### IMPORTANT:

The wires in the mains lead are coloured in accordance with the following code:

BLUE : NEUTRAL (N)

BROWN : LIVE (L)

GREEN & YELLOW : EARTH (E)

As the colours of the wires in the mains lead of this appliance may not correspond with the coloured markings identifying the terminals in your plug, proceed as follows:

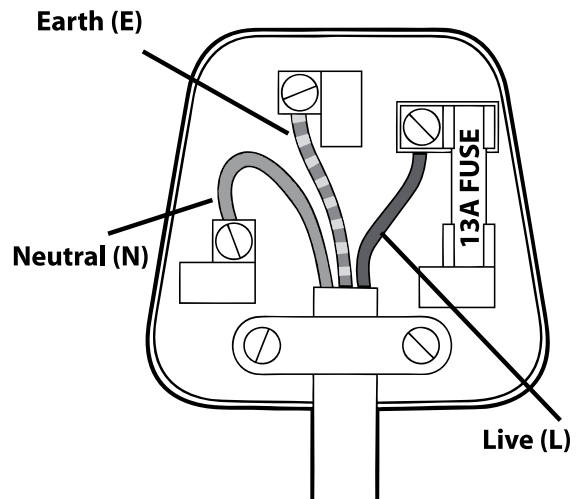
The wire which is coloured BLUE must be connected to the terminal which is marked with the letter "N" or coloured BLACK.

The wire which is coloured BROWN must be connected to the terminal which is marked with the letter "L" or coloured RED.

The wire which is coloured GREEN & YELLOW must be connected to the terminal which is marked with the letter "E" or  or coloured GREEN.

Always ensure that the Mains Cord is located into the Plug through the Cord Guard or Cable Clamp, and that the Cord Guard screws are lightened to clamp the Cord (outer sheath and inner coloured wires) in position in the Plug. Make sure the Plug top is also fitted securely.

This appliance must be protected by a 13-amp fuse in a 13-amp type (BS1363) plug. Should you need to replace the fuse, use only an ASTA approved BS 1362 fuse.



**elpine**  
A NAME YOU CAN TRUST!

**RoHS** ✓ **CE**  
**LVD tested**

    
**EMF tested**

71048c



5 038673 710488

71049c



5 038673 710495

# ELECTRIC CLOTHES AIRER