

INSTRUCTION MANUAL

Read all the instruction carefully before you use the appliance and keep it for future use.

31396c
elpine[®]
A NAME YOU CAN TRUST!


RECHARGEABLE SUPER BRIGHT QUARTZ HALOGEN LANTERN



**5,000,000
CANDLE POWER
SPOTLIGHT**

- Swivel handle and stand
- Hook for easy hanging • Nylon carry belt
- Equipped with a sealed lead acid battery
- Dual recharge, either AC/DC charger or 12v DC car plug adaptor (both included)
- Camping, fishing, hunting & outdoor uses.

RoHS ✓



5 038673 313962

Elpine B20 3BT UK

IMPORTANT SAFEGUARDS

When using electrical appliances, basic safety precautions should always be followed, To reduce the risk of fire, electrical shock or injury, please read and understand all instructions before using the spotlight.

WARNING

- Close supervision is necessary when any appliance is used by or near children. Do not allow to be used as a toy.
- To protect against risk of electrical shock, do not put unit in water or other liquid.
- Do not put this unit in a fire or near any flammable object as this may cause explosion.
- Do not use excessive force on the product as it may cause permanent damage to the unit.
- Unplug the charger from outlet before any routine cleaning or maintenance.
- Always keep the unit fully charged when not in use. Fully recharged, the battery can be stored for up to 3 months without recharging. Storage of the unit for more than 6 months without recharging can damage the battery.
- It is important to recharge the unit as soon as possible after each usage.
- Do not shine directly into eyes.
- The sealed battery in this unit contains lead and must be recycled or disposed of properly.
- Lens becomes very hot during operation. This is designed for intermittent use only. Continuous use is specifically not recommended and may cause damage to the unit.
- Never block lens and reflector during operation.
- Do not shine directly into eyes.
- To reduce the risk of electric shock, unplug the unit and allow to cool before attempting any cleaning and replacement.
- Risk of uncoverable damage, replace the bulb and battery with same rating only.

PRODUCT FEATURES

- Super power quartz halogen spotlight
- Equipped with sealed lead acid batteries
- Swivel stands
- Nylon carrying belt
- Battery service time up to 25 minutes
- Dual recharge, either by AC/DC battery charger or 12V DC car plug adaptor (Both included).
- Direct use with 12V DC car plug adaptor

OPERATION

- Charge the battery prior to initial use. (see CHARGING THE BATTERY)
- Operate the lantern by the switch on the main body.

RECHARGING THE BATTERY

- Before recharging the battery, turn the function switch to off position.
- Before using the spotlight for the first time, charge the battery for 20 continuous hours using the AC battery charger.
- Plug the AC charger unit into any electrical outlet, and plug the other end of cord adapter to the DC jack of the spotlight. The LED indicator lights on and time required to fully charge the battery is around 20 hours.

Direct use with 12V DC car plug adaptor Plug the included car plug adaptor into the cigarette lighter socket on your car (truck or boat), insert the adaptor plug into the rear DC jack of the lantern, Slide the switch when using.

REPLACE BULB

- Unscrew and remove the spotlight cover.
- Remove careful the lens and then take out the reflector.
- Release the bulb guarding wires and replace the bulb with a new one.
- Re-assemble the guarding wires, put back the reflector and the lens.

REPLACE BATTERY

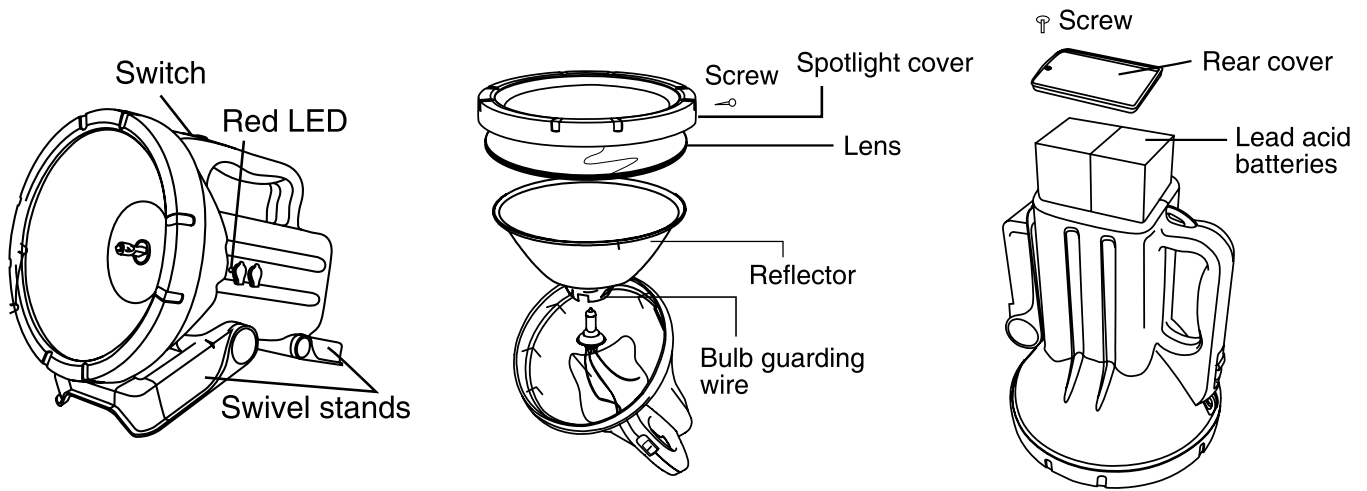
- Unscrew and slide the rear cover.
- Pull out the battery.
- Disconnect the terminals and replace the battery with a new one.
- Put back the battery and the rear cover.
- It is important to recharge the spotlight as soon as possible after each usage.
- Do not completely discharge battery before recharging. Deep discharge will decrease battery life.
- To ensure the battery will not be fully exhausted when the lantern is not in use or in storage, recharge the battery every 3 months.
- If operating time decreases significantly, a replacement battery is recommended. To replace or obtain a new battery, contact your local Authorized Service Center.

NOTE


- To assure product SAFETY and RELIABILITY, repairs, maintenance and adjustment should be performed by authorized service centers or other qualified service organizations, always using identical replacement parts.
- Make sure the spotlight is completely dry before using it.
- The female connector must be connected to the lead of the battery correctly, red wire to positive (+) lead and blackwire to negative (-) lead.

MAINTENANCE

Use only mild soap and damp cloth to clean the lantern. Never let any liquid get inside the lantern; never immerse any part of the spotlight into a liquid.



CORRECT DISPOSAL OF THIS PRODUCT



This marking indicates that this product should not be disposed with other household wastes throughout the EU. To prevent possible harm to the environment or human health from uncontrolled waste disposal, recycle it responsibly to promote the sustainable reuse of material resources. To return your used device, please use the return and collection systems or contact the retailer where the product was purchased. They can take this product for environmental safe recycling.

RECHARGEABLE SUPER BRIGHT QUARTZ HALOGEN LANTERN

**5,000,000
CANDLE POWER
SPOTLIGHT**



elpine
A NAME YOU CAN TRUST!

Elpine B20 3BT UK