

INSTRUCTION MANUAL

Read all the instruction carefully before you use the appliance and keep it for future use.

31393c
elpine
A NAME YOU CAN TRUST!

BATTERY OPERATED SUPER BRIGHT 1 WATT LED SPOT LIGHT

**UP TO 90
LUMENS**



- Super bright 1 Watt LED spotlight
- Two brightness settings
- Use 4 x 'C' size batteries (not included)
- Camping, fishing, hunting & outdoor uses.
- Pistol type handle light for petrol searches
- Great for roadside repair/garages/emergencies

RoHS ✓



5 038673 313931

Elpine B20 3BT UK

IMPORTANT SAFEGUARDS

When using electrical appliances, basic safety precautions should always be followed, to reduce the risk of fire, electrical shock or injury, please read and understand all instructions before using the spotlight.

WARNING

- Close supervision is necessary when any appliance is used by or near children. Do not allow to be used as a toy.
- To protect against risk of electrical shock, do not put unit in water or other liquid.
- Do not put this unit in a fire or near any flammable object as this may cause explosion.
- Do not use excessive force on the product as it may cause permanent damage to the unit.
- Do not shine directly into eyes.

PRODUCT FEATURES

- Super bright 1 Watt LED spotlight
- Two brightness setting
- Use 4 x 'C' size Alkaline batteries (not included)
- Battery service time around 30 hours for high brightness, 60 hours for standard brightness

BATTERY INSTALLATION

- The battery compartment is located at the rear side of the spotlight, remove the battery cover by turning it anticlockwise.
- Insert 4 x 'C' size batteries and make sure the poles are correctly position.
- Screw back the battery cover.

OPERATION

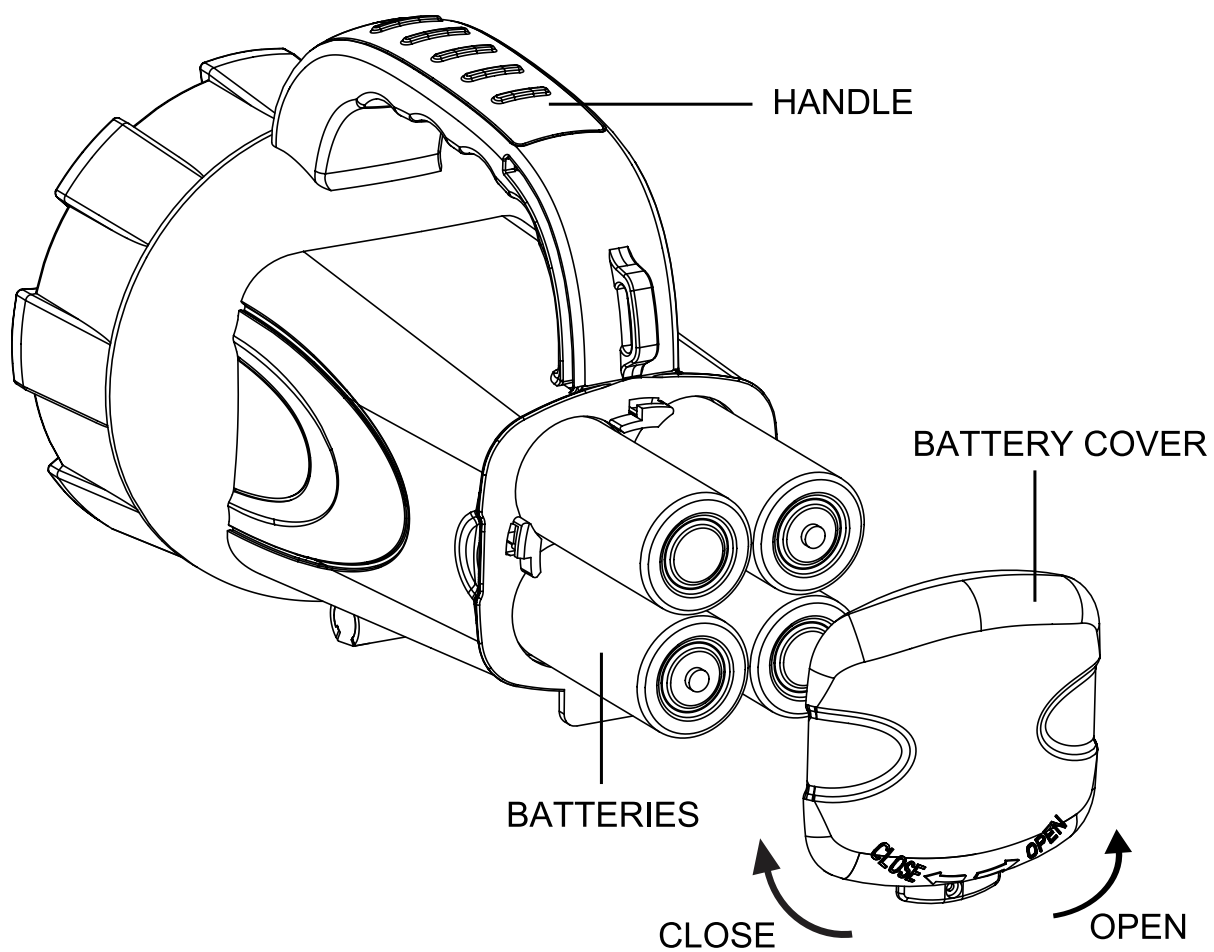
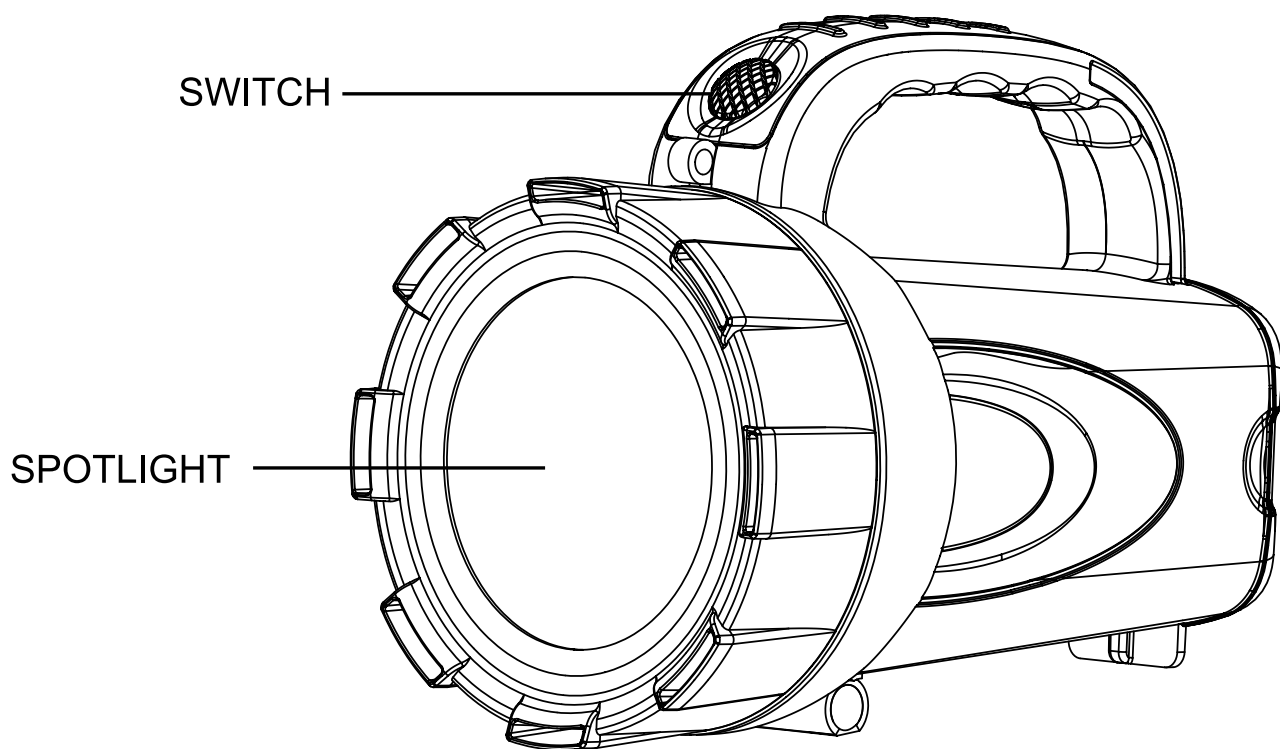
- Press the switch on the main body to select the desired operation mode.
Standard brightness ↔ High brightness ↔ Power off


NOTE

- To assure product SAFETY and RELIABILITY, repairs, maintenance and adjustment should be performed by authorized service centers or other qualified service organizations, always using identical replacement parts.
- Make sure the spotlight is completely dry before using it.

MAINTENANCE

Use only mild soap and damp cloth to clean the unit. Never let any liquid get inside the unit; never immerse any part of the unit into a liquid.





CORRECT DISPOSAL OF THIS PRODUCT

This marking indicates that this product should not be disposed with other household wastes throughout the EU. To prevent possible harm to the environment or human health from uncontrolled waste disposal, recycle it responsibly to promote the sustainable reuse of material resources. To return your used device, please use the return and collection systems or contact the retailer where the product was purchased. They can take this product for environmental safe recycling.

BATTERY OPERATED SUPER BRIGHT 1 WATT LED SPOT LIGHT



Elpine B20 3BT UK